

STUDY GUIDE FROSIO PAINT INSPECTOR



In this guide you'll find out what to expect as you go through our course and get acquainted with each step of the FROSIO certification process.

PRODUCT OVERVIEW

FULL COURSE




ONLINE
PREP-COURSE



WEBINARS



IN-CLASS TRAINING



FINAL EXAM

RE-EXAM

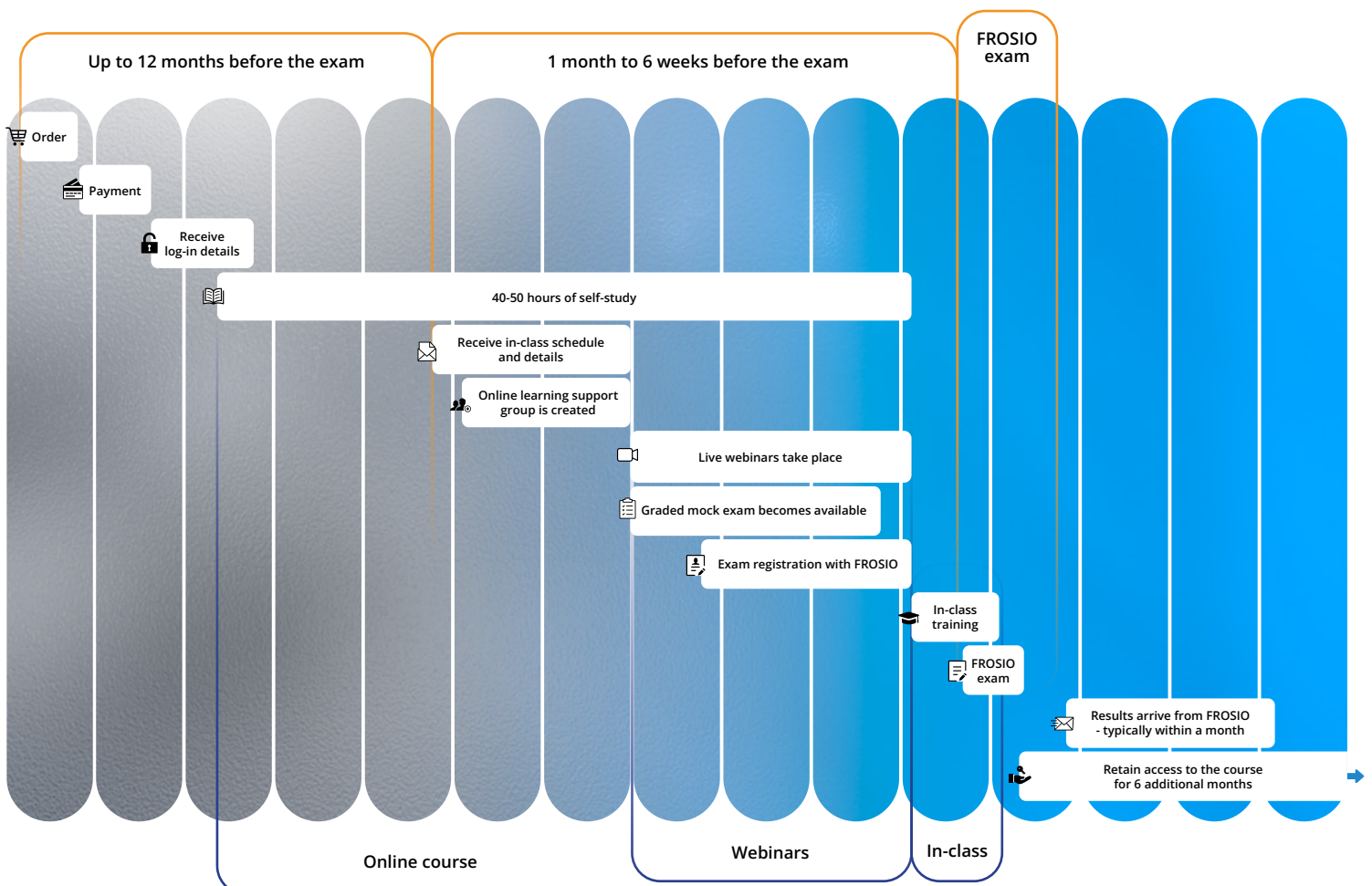
ONLINE PREP-COURSE

Annual access

*The Online prep-course + Webinars + In-class training are all necessary to take the final exam.

IN-CLASS

TIMELINE



This course is available in English, Spanish and Portuguese.
The recommended level of English language comprehension is between B2 and C1, and technical jargon will be used.

STEP 1: ONLINE PREP-COURSE

The online prep-course contains 40 – 50 hours of study materials. We recommend setting apart enough time to go through all the chapters. You can access the course on any device and study at leisure.

- You'll find **tips & tricks videos from your instructor** at the end of each chapter.

Tip: Watch the first video to see where to find **learning goals** that will guide your studies

- At the end of each chapter there is a **homework assignment** to help you revise.
- The chapters **can be downloaded** and printed out.
- There are multiple **quizzes** throughout the course that will test your knowledge on previous chapters. In each you get **3 tries** and **10 minutes** to answer **10 multiple choice questions**.

Our online course contains animation, video, quizzes and numerous knowledge checks. In the list of modules below, you will see what content you can discover in each chapter.

Learning modules: Theory

Documents for download



Knowledge checks



Audio lesson



Animations



Instructional videos

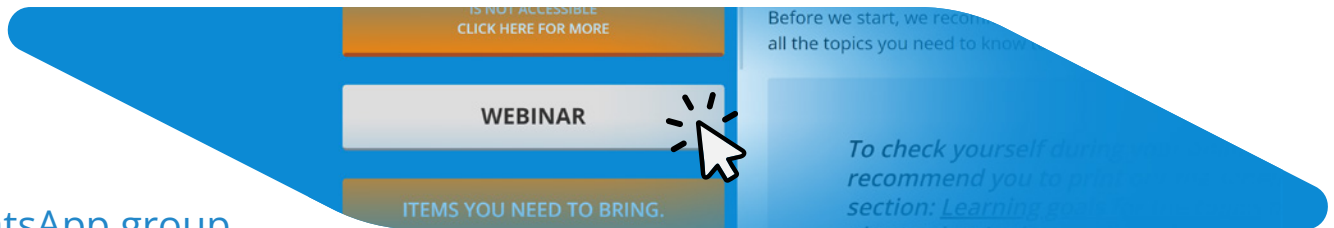


1. Specifications and standards
2. Substrates
3. Design
Quiz #1
4. Corrosion
Quiz #2
5. Surface Preparation
Quiz #3
6. Paints and coatings
7. Paint application
Quiz #4
8. Paint defects
9. Zinc rich paints
10. Metallic coatings
11. Special use coatings
Quiz #5
12. Calculations
13. Concrete
14. Requirements for execution of works & QC
15. The role of the inspector
16. Inspection work
17. Reporting
Quiz #6
18. HSE
Quiz #7
19. IMO PSPC introduction

STEP 2: LIVE WEBINARS

Meet your instructors for the first time in a series of weekly webinars. Each week we explore a different topic, and give you the chance to ask questions and learn with the group.

WhatsApp group



The online learning support group is the place to ask questions, chat with fellow students and share resources. Webinar recordings will be shared here so you can review them later. Our instructors will also share gamified quizzes with you here, a quick and fun way to study and revise.

Membership in the group is not mandatory, but is recommended.

STEP 3: MOCK EXAM

Did you know that most students who fail the FROSIO exam don't score enough points on the theory test? Taking the mock exam is optional, but might boost your chances of successful certification!




The mock exam becomes accessible **31 days** before the final FROSIO exam. Take the mock exam **11 days** before the final exam to get it graded. You may fill it out after the deadline, but we can't guarantee it will be checked.



Our instructors will grade your test within 5 business days. When you receive your results a new exam becomes available until you've tried them all out.

With the full course you get to try your hand at three different variations of open-ended questions that are personally graded by PIC staff. The results of these tests remain between you and PIC – any wrong answers will not affect your final score on the FROSIO exam. Check your knowledge and give our trainers insight into the topics they should focus on during in-class training.

You will find the mock exams on the left side of the online learning portal under "Online final exam".



STEP 4: CLASSROOM LEARNING AND PRACTICAL EXERCISE

Each day in class is dedicated to lectures on key theoretical topics, practical exercise and reviewing the results of these exercises.

Learning modules: Practical

Once you join us in class you'll have a chance to practice your skill on 15 practical stations.

1. Rust grades evaluation
2. Corrosion types evaluation
3. Microclimatic conditions – sling hygrometer, dew check calculator
4. Roughness – ISO comparators
5. Cross-cut test – cross-cut and X-cut test
6. Inorganic zinc silicate curing test
7. Paint identification
8. Bresle salt test
9. Low Voltage test
10. High Voltage test
11. Paint defects
12. Pull-off test
13. DFT gauge
14. PIG gauge
15. Daily log

Some of the stations contain physical samples while others contain photographs – but only in those cases where the FROSIO exam uses photographs.

FROSIO EXAM

The last day of the course is reserved for the FROSIO exam. The exam is done in the classroom, where students get the chance to showcase their skills and knowledge in a theoretical and a practical examination.

Theoretical exam:

- You will have 4 hours to answer a set of around 80 questions, totalling 150 points.
- During this test, **you will not have access to the standards** referenced in the study materials.

Practical exam:

- You will have 4 hours to complete exercises at 15 practical stations, and answer 40 questions, worth 48 points.
- During this part of the exam **you will have the relevant standards available** for your reference and can use them freely to complete your assignments.

To become FROSIO certified, you must acquire **2/3 of the points** in both the theoretical and practical exam.

Number of points needed to pass:
Theoretical: 100 out of 150
Practical: 32 out of 48

Once you reach the exam, FROSIO takes over. They will keep in touch with you directly with information on your exam results and FROSIO certificate. Typically, FROSIO will inform you of your exam results within a month from the exam date.

Validity:

Your results remain valid for a period of 5 years. If needed, you may retake the whole or a part of the exam in that time.

What if you fail the exam?

...But you were on the edge of passing, and you are certain that you had the correct answers to those deciding questions? If you have genuine doubts about your exam results, FROSIO can review them again. For exact understanding of this process please review the FROSIO curriculum or contact the FROSIO organization

If scheduling a re-exam, choose the location that suits you best and join us on exam day.

If you need a refresher, you can register to re-attend the online course or in-class training.

Whatever the outcome, you will keep access to the online learning portal for another 6 months after the exam date!

GOOD LUCK!

Still have questions? Take a look at our FAQ page, the answers might be there: <https://www.frosio.education/en/faq/>